























## 2022 New Richmond Golf Club Membership Rates - Links Course

| Links Course   |                 |         |                  |          |                       |                 |
|--|-----------------|---------|------------------|----------|-----------------------|-----------------|
| <i>All amounts include sales tax (when applicable)</i> | Gold            | Regular | 100 Club<br>Gold | 100 Club | College<br>-full time | Student<br>< 18 |
|  | <b>Resident</b> |         |                  |          |                       |                 |
| Single Membership                                      | \$865           | \$475   | \$525            | \$300    | \$275                 | \$160           |
| Couple Membership                                      | \$1,075         | \$675   | \$800            | \$506    | NA                    | NA              |
| Dependents (17 and under)                              | \$50            | \$50    | NA               | NA       | NA                    | NA              |
| Dependents (18-22)                                     | \$100           | \$100   | NA               | NA       | NA                    | NA              |
| <b>Non Resident</b>                                    |                 |         |                  |          |                       |                 |
| Single Membership                                      | \$975           | \$510   | \$525            | \$300    | \$275                 | \$160           |
| Couple Membership                                      | \$1,175         | \$725   | \$800            | \$506    | NA                    | NA              |
| Dependents (17 and under)                              | \$50            | \$50    | NA               | NA       | NA                    | NA              |
| Dependents (18-22)                                     | \$100           | \$100   | NA               | NA       | NA                    | NA              |

|   |   |   |   |   |  |  |
|---|---|---|---|---|--|--|
| <b><i>Unlimited Golf, Cart &amp; Range 7 Days a Week</i></b>    |    |   |    |   |  |  |
| <b><i>Unlimited Golf, 7 Days a Week</i></b>                     |   |    |   |    |   |   |
| <b><i>14 Day Advance Tee Times</i></b>                          |   |   |   |   |  |  |
| <b><i>10% discount on Pro Shop Merchandise (exc. balls)</i></b> |  |  |  |  |  |  |
| <b><i>WSGA Handicap</i></b>                                     |  |   |  |   |  |  |
| <b><i>Membership raffle</i></b>                                 |  |   |  |   |  |  |
| <b><i>Hole in One Insurance</i></b>                             |  |   |  |   |  |  |

### Explanation of Membership

**Resident** - any individual whose primary residence, secondary residence, place of employment, or business owned is located within the New Richmond School District

**Couple** - 2 people with a common address, sharing an economic and financial household.

**Dependents** - must be 22 years of age or younger as of 4/1/22, and living at the same address as member

**100 Club** - Minimum age of 60 as of 4/1/22; age plus consecutive years of membership equal 100 or over as of 4/1/22

**Associate** - Age 35 & Under as of 4/1/2022